



BEGIN STRONG. STAY STRONG.

PRODUCT CATALOG

2019-2020



PROTECT YOUR VALUABLE CALVES

WITH THE WORLD'S TOUGHEST HUTCHES

The VanBuurens know first-hand the challenges involved in raising healthy dairy calves. As third-generation dairymen they began experimenting with hutch designs to provide a healthier, more comfortable environment for calves while improving efficiencies for their business. In 1995, they founded Agri-Plastics to provide local dairy farmers with a better option for housing and caring for the next generation of milkers.

Over the years, Agri-Plastics listened and learned as other producers talked about their own calf housing challenges. And they responded with game-changing innovations that have since become industry standards.

Today, Agri-Plastics hutches are prized the world over for their unique durability, efficiency and ease of use. But at the heart of it all is a family true to its roots, delivering proven calf housing systems for dairy farmers, by dairy farmers.

We understand the value of your calves, and we're dedicated to helping you shelter your investment.



Darren and Rob VanBuuren

AGRI-PLASTICS
The Calf Housing Specialist®



**DESIGNED FOR FARMERS,
BY FARMERS**

**FOCUS
ON**

5

Reduce calf mortality through Focus on 5.

Agri-Plastics seeks to maximize animal welfare by focusing on 5 life-sustaining attributes of good calf housing. By developing our hutches with these attributes in mind, we are helping you improve the way you dairy.

Why grow your business with Agri-Plastics?

Engineered for durability.

Rugged Agri-Plastics products are uniquely manufactured to withstand punishing weather extremes along with everyday wear and tear, calf after calf, year after year. The 10-year warranty on our calf hutches is proof of our commitment to durability.



Easier on calves, crew and you.

Because life on a dairy is rough enough, Agri-Plastics calf hutches are designed for maximum simplicity and ease of use at every stage, from assembling to cleaning. See pages 16-17 for our exclusive "Slide 'n' Go" Flex-Pen feature!

*"We selected Agri-Plastics for our new expansion at Milk Source. Agri-Plastics was the BEST CHOICE for us because of their well renowned, superior ventilation, durability and features."
-Ermith Ocampo, Milk Source*



VENTILATION

Agri-Plastics calf housing products are designed to maximize fresh airflow while minimizing ammonia for improved calf health and comfort.



BEDDING

Your calves enjoy a cleaner, healthier environment, thanks to our unique bedding doors which enable quick and easy access for bedding.



TEMPERATURE

In all Agri-Plastics calf housing products, the temperature is always comfortable. We have designed our products with the calves in mind. There is plenty of airflow in our hutches and pens, allowing the temperature to be at a consistent rate all the time.



FEEDING

Agri-Plastics calf products are engineered to optimize food intake and safety, from colostrum to concentrate.



MANAGEMENT

When you're backed by The Calf Housing Specialist, managing your investment is easier and more cost-effective than ever!

CALF HOUSING

SELECTION GUIDE

Our hutches are built to last, while saving you time and maintaining herd health. Our innovations are based on our own experiences raising calves and decades of experience in calf rearing.

Climate Control

Whether you live in extreme heat or bitter cold, your particular climate will affect which features matter most to you and your calves' health. That's why Agri-Plastics offers hutches with right or left offset doors or full openings to accommodate varying climates.

Built for Your Operation

At Agri-Plastics, we understand that calf housing is never "One Size Fits All." What works for a small dairy most likely will not work for a large operation, so we offer a variety of options and sizes to make sure you can find the best fit for your operation.



HOUSING OPTIONS

Regardless of your facility's setup and calf needs, Agri-Plastics has the solutions to shelter your investment.



STARTER PEN

Set directly on the ground or use our optional Elevated or Movable Starter Pens.



FLEX-PEN

This innovative solution to calf housing allows calves to be housed individually or grouped together via the easily detachable center panel.

Find the right Agri-Plastics product for your operation.



GROUP HUTCH

Ease your calves' transition from hutches to group housing by using our group hutches. Helps reduce calf stress.

FLEX-HUTCH

Sturdy construction accommodates two or three calves; cleanup and maintenance are easy, economical and efficient.



CALF HUTCH

The Deluxe SSL Space Saver Calf Hutch works well for shorter periods of time or smaller calves. Facilitates airflow, comfort and cleanliness.

For standard growth periods of 6 to 8 weeks of age, turn to the Deluxe SL Standard Length Calf Hutch. Most popular for weaned calves up to 8 weeks. Choose between side or rear feeding options.

The Deluxe EXL Extra-Large Calf Hutch accommodates longer growth periods of 8 to 12 weeks. The rear of the hutch stays dryer and warmer on cool days, providing better protection from wind, rain and snow.



Deluxe EXL Extra Large Calf Hutch



Deluxe SL Calf Hutch



Deluxe SSL Space Saver Calf Hutch

CALF HUTCH*

SELECTION GUIDE

Our Rugged Calf Hutches

are engineered to not only shelter your livestock, but to dependably serve you, even after years of rough daily use. Choose from three models – the Deluxe SSL, Deluxe SL and Deluxe EXL – each available either on its own or as part of a complete Calf Rancher System. All systems come ready to use with airflow vents, 3-In-One rear door, outside feeding station, two poly buckets and a galvanized wire fence. It's no wonder our hutches and systems are used by some of the world's largest farms to shelter, protect and grow their investments.

* Patented and Patents Pending

Deluxe SSL / Calf Rancher Systems*



Deluxe SL / Calf Rancher Systems*



Deluxe EXL / Calf Rancher Systems*



*Fence mount bottle holder not included on all rancher systems

Standard Features

3-IN-ONE REAR DOOR



EASY LOADING



INSIDE FEEDING STATION



BOTTOM AIRFLOW VENTS



STAY-OPEN DOOR



MANGER & BUCKETS



Built tough enough to handle the most demanding operations.

AGRI-PLASTICS
The Calf Housing Specialist®



EXPOSED ROOF VENTILATION




CLOSED ROOF VENTILATION



3-IN-ONE REAR DOOR

BOTTOM AIRFLOW VENTS



WHAT SETS OUR CALF HUTCHES APART

The only rear door that does three things: ventilation, bedding and the option to rear feed. Agri-Plastics 3-In-One Rear Door also has a built-in leaning edge for easy cleaning. This prevents the hutch from falling over when pressure washing. Only one person required for cleaning.

EASY CLEANING



DOUBLE OR TRIPLE FLEX-HUTCH™ *

Our most flexible housing ever.

Each Flex-Hutch can house two or three calves depending on your choice of configurations. The Flex-Hutch can be placed directly on the ground or on an optional elevated base to optimize drainage and improve efficiencies during chore time. The sturdy plastic construction is easier and less expensive to maintain than wooden hutches while lasting up to four times as long, saving you time, money and headaches.

- Fits 2 or 3 calves with changeable inner panels
- Cleans and sanitizes easily, so you can put it back in service with zero downtime
- Simplifies daily chores such as bedding, feeding, watering and cleaning
- Provides shelter against all types of weather
- Place directly on ground or choose new optional Flex-Floor for best drainage, easiest maintenance
- Adjustable, hinged Flex-Roof Cover™ opens in one easy movement
- Adjustable rear door allows single-motion ventilation control
- Unit includes 10-quart buckets, bottle holders
- 10-year limited warranty

* Patented



Standard Features

FLEX-ROOF COVER™



SIMPLIFIES DAILY CHORES



ONE-STEP REAR VENT CONTROL



Closed


ONE-STEP REAR VENT CONTROL



Open

Optional accessory

NEW MOLDED FLEX-FLOOR WITH REMOVABLE FEET



*Stops draft during
cold weather*

SMALL HANGING GRAIN FEEDER

NEW



*Keeps
feed dry
and
accessible*

Our Flex-Hutches can house two or three calves depending on your choice of configurations.



WHAT SETS OUR CALF HUTCHES APART

These hutches have "flex" in the name for a reason—because their flexibility gives you options to best fit your calf management requirements. We'll configure the Flex-Hutch to serve two or three calves each, and either way you'll appreciate the many time- and labor-saving features built into every Flex-Hutch.



GROUP HUTCHES*

Stress can be detrimental to calf health and growth. Our Group Hutches are designed to ease the transition from individual to group housing, and to make it easier for your crew to provide the best care.

Swing-Up Rear Bedding Door

makes it easier to add bedding, facilitating cleaner housing and healthier calves.

Ridge Ventilation

with a Grill Vent in the front and a Rear Top Rotary Vent you can use to control the airflow.

Molded In One Piece

for superior strength that will withstand tough conditions. Our group hutches have no seams, no rivets and no points of weakness.

Integrated Poly Skid

will not freeze to the ground the way wood skids do.

Other Great Features

include extra hutch height that accommodates longer growth periods, multiple vents for optimal ventilation and a truly opaque design.

At Agri-Plastics, we stand behind our hutches. With a 10-year limited warranty, they are the only serious choice.

* Patented



Standard Features

SWING-UP REAR BEDDING DOOR



MANUAL FEED



MECHANICAL FEED



INTEGRATED POLY SKID



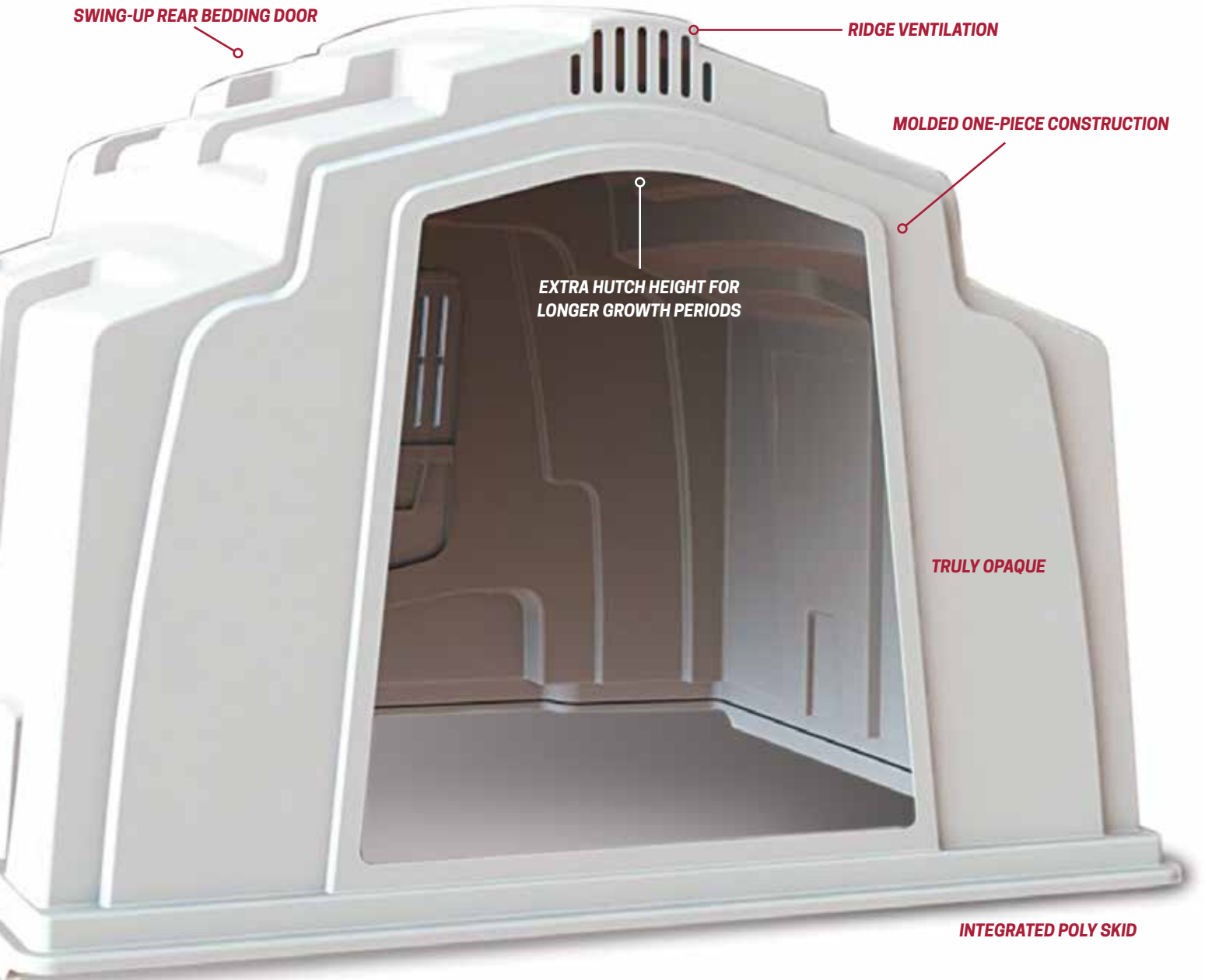
REAR VENTILATION



REAR TOP ROTARY VENT



Our Group Hutches transition weaned calves to group conditions with ease.



WHAT SETS OUR CALF HUTCHES APART

Our group housing is designed by dairy farmers, for dairy farmers. That means our innovations come directly from the farm to solve the problems you and your crew face every day. From the strong one-piece construction and integrated poly skids to rear rotary vents and a swing-up rear bedding door, our hutches are designed to reduce stress among calves and crew members alike.

ROLLING GROUP FEEDING PENS

Efficiency, Ease and Savings

Cut down labor costs with the Rolling Group Feeding Pen—simply roll the fence back and forth to make cleaning easier and more efficient. With tough aluminum side panels and three mounted troughs, these pens are ideal for calves from 2 to 10 weeks of age. An optional Milk Bar is available to serve multiple calves at one time.

- Pen rolls back and forth for easy cleaning
- Side panels feature a tough aluminum construction
- Recommended for calves 2 to 10 weeks old
- Includes three troughs
- Optional Milk Bar available

OPTIONS: Transition Pen System

Moving or disassembling group transition pens should be quick and easy. That's why Agri-Plastics designed our Transition Pen System to pin together simply at the corners. The side panels are made from aluminum to withstand tough conditions, so you don't have to sacrifice longevity for a product that's easy to use. Choose from the Standard or XL sizes to fit the needs of your herd.

- Corners quickly pin together for simple disassembly and moving
- Economical, sealed plastic feed trough reduces waste
- Aluminum side panels contribute to a quality design
- Recommended for weaning up to 20 weeks of age
- Water bucket is not included

OPTIONAL LIFT KIT ALLOWS HUTCH TO BE LIFTED EASILY



STANDARD Transition Pen System



XL Transition Pen System

Rolling Group Feeding Pens cut down cleaning time and labor.

AGRI-PLASTICS
The Calf Housing Specialist®

SHOWN WITH LIFT KIT
AGRI-4034



WHAT SETS OUR CALF HUTCHES APART

Cut down on labor requirements without short-changing your calves with our efficient rolling pens. Cleaning is fast and simple—just roll the fence back and forth to get the job done quickly while causing minimal stress to your calves.

STARTER PENS*

SELECTION GUIDE

Starter Pen

The Starter Pen from Agri-Plastics is designed for getting your calves off to a healthy start. These units are just for short term use before moving your calves to your Calf Hutches, larger Indoor Pens, Group Housing or Robotic Feeding set-ups.

Optional Accessories for All Starter Pen Models Include:

- Bottle holder
- Milk bottle
- Teat bucket
- Pail ring
- Starter bowl
- Bucket

Elevated Starter Pen

For optimal drainage, the Elevated Starter Pen is made with a slatted floor that sits above the ground on galvanized metal legs.

Movable Starter Pen

Easily change the position of the Movable Starter Pen using the two swivel wheels with brakes and two rigid wheels that are mounted directly to the slatted floor.

* Patented



Starter Pen



Elevated Pen



Movable Pen

Standard Features

SLAM LATCH



REAR VENTS



FLIP TO CLEAN



EASY LIFTING



YOUR CHOICE OF



**TEAT BUCKET
FRONT FEEDING**



**BOTTLE FRONT
FEEDING**

Starter Pens are designed to get your calves off to a healthy start.

AGRI-PLASTICS
The Calf Housing Specialist®



WHAT SETS OUR CALF HUTCHES APART

By giving your newest calves housing designed specifically to meet their needs, you can help your calves get off to a great start. Our Starter Pens are made with slatted floors to help improve ventilation and are easy to flip to clean for proper hygiene.

FLEX-PEN^{*}

STAND-ALONE HOUSING

Stressless Transitions

Your calves are a valuable investment. Protect them from stress with the exclusive Flex-Pen System from Agri-Plastics. The system is a first in the marketplace that can transform from single to group housing—and back again—simply by detaching the side panels. This innovative, stand-alone solution allows calves to be housed individually, then grouped together when health permits.

We have two choices of Flex-Pen Systems to suit your operation. Choose from the Wire Back option that has an integrated rear bedding door for easy access and viewing of calves, or the Rear Rotary Back that has multiple airflow settings for different barn types and weather.

Additional Flexible Features include:

- Adjustable bucket heights
- Interchangeable front and rear doors
- Meets European housing standards
- Compatible with robotic feeding setups
- Molded from heavy-gauge plastic that is easy to clean and lightweight
- Reinforced steel frame inside the front panel for sturdiness

* Patent Pending

Flex-Pen Wire Back



Flex-Pen System



Standard Features

SLIDE 'N' GO



DIVIDER



LOCK BLOCK



SLAM LATCH



REAR BEDDING DOOR IN OPEN POSITION FOR EASY BEDDING



REAR ROTARY VENT



Flex-Pens make transitions easier for calves and operator.

AGRI-PLASTICS
The Calf Housing Specialist®



WHAT SETS OUR CALF HUTCHES APART

By allowing your calves to be housed individually or in groups without stressful moves, the Flex-Pen System is made to reduce stress on your calves, so they can grow healthy and strong. Protect your investment with Agri-Plastics and its innovative stand-alone housing solution, the Flex-Pen.

DROP-IN-GO* & INDOOR PENS

You can assemble and dismantle each unit in just minutes thanks to an interlocking tongue-and-groove system for flexible adjustments to your operational setup. Mount the units back-to-back to optimize spacing of calves in cramped livestock buildings.

At Agri-Plastics, our systems are designed to keep your investments healthy with features like separate water and feed buckets that prevent contamination. The easy-to-clean, lightweight design discourages the growth of bacteria and the spread of disease. In addition, heavy-duty Front Feeding Doors are reinforced with a steel frame to withstand punishing conditions.

The system is available in standard and wire back models to protect your interests—the health of your calves.

Molded Calf Dividers

prevent calves from cross suckling to stop diseases from spreading through your herd.

Adjustable Front Door

grows as your calf grows for optimal calf comfort and development. Adjusts to three heights.

Euro-Models

are available which have been designed to European standards.

* Patented and Patents Pending

Standard Features

ADJUSTABLE FRONT DOOR



REAR ROTARY VENT



CALF DIVIDER



STEEL FRAME



Drop-In-Go Pen



Drop-In-Go
Wire Back Pen

Indoor Calf Pens are the flexible way to shelter your investment.

AGRI-PLASTICS
The Calf Housing Specialist®



ADJUSTABLE FRONT DOOR

REAR ROTARY VENT



WHAT SETS OUR CALF HUTCHES APART

Every operation is different, so our indoor pens offer various customizable features—from interchangeable front and rear doors on the Flex-Pen to multiple setup options on the Drop-In-Go—so you can customize pens to your operation and your calves' changing needs. Each of our indoor models is also designed for easy calf viewing, so you can keep a close eye on your investments.

POLY FARM PRODUCTS

Built for toughness. Built to last.

Our complete line of polyethylene plastic items are as rugged as it gets, resisting damage from weather, corrosive substances and rough daily handling. That includes our Feed Carts and Silage Carts, as well as high-density polymer FootBath and easy-to-use BootBath. Select a Stock Tank to fit your needs, either round or rectangular, each with a float cover included.

Our Poly Brisket Board has pre-drilled holes and won't crack, chip or splinter. The Poly Silo Clean Chute is clog-resistant and simple to install. Two styles of Poly Feed Bunks include the "J" Bunk to prevent sore noses and tongues and the "U" Bunk in 8-foot sections to use individually or bolted together.

Additional Features include:

- Efficient, effective and easy to install
- Weather-resistant construction
- Designed with farmers in mind



Products

SILAGE AND FEED CARTS



FOOTBATH AND BOOTBATH



STOCK TANKS



AGRI-BRISKET BOARD



POLY SILO CLEAN CHUTE



HOUSING VENTILATION


FLAP DUCT® Pre-Engineered Ventilation Tube System keeps air flowing in any structure.

The FLAP DUCT® builds on the best features of the FLIP DUCT® Ventilation System to give producers even more control over ventilation requirements for a customized solution that shelters your biggest investment—your calves.

Agri-Plastics understands that individual setups often need individualized solutions. With FLAP DUCT®, the patented internal membrane can be adjusted up or down to adjust the airflow based on seasonal conditions with the simple flick of a lever. This system is particularly useful during the spring and the fall, when the days are warm and the nights cool. With the membrane in the up position, high speed air showers calves during warm weather. Simply move the lever down to adjust the membrane to the bottom of the tube to deliver slow, non-drafty fresh air during cold weather. Once installed, the membranes can be moved up or down to precisely control airflow based on your herd's needs in every season.




LEVER CONTROL MECHANISM




WARM WEATHER

- Variable speed fan set to HIGH
- Internal membrane rests at TOP of duct
- EASY lever control: It's a breeze to adjust to changing conditions



COLD WEATHER

- Variable speed fan set to LOW
- Air flows through SMALL holes
- Gently delivers slow, non-drafty fresh air to calves



ACCESSORIES

BOTTLE



AGRI-1070 2QRT
AGRI-1071 3QRT
AGRI-1074 4QRT

Choose from a 2, 3 or 4 quart bottle with soft rubber teat.
For all housing products.

FENCE-MOUNT BOTTLE HOLDER



AGRI-2003

Fits a 2 or 3 quart bottle.
Hangs on front of fence.
Fits on all of the fence models.

SL BOTTLE HOLDER



AGRI-2002

Fits a 2 or 3 quart bottle.
For SSL & SL Calf Hutch.

WIRE BOTTLE HOLDER



AGRI-7024

Easy to take on and off for cleaning.
For Starter & Flex-Pens.

TEAT BUCKET



AGRI-4009

For all housing products.

MILK BAR



AGRI-MB1

One calf 3L / 0.79 US Gallon.

MILK BAR



AGRI-MB1EL

One calf 8L / 2 US Gallon.

MILK BAR



AGRI-MB2C

Two Calves / Two compartments
2.5L / 0.66 US Gallon.

MILK BAR



AGRI-MB5C

Five Calves / five compartments
2.5L each / 0.66 US Gallon each.

MILK BAR



AGRI-MB6

Six Calves 36L / 9.5 US Gallon.

MILK BAR REPLACEMENT TEATS



AGRI-MBRT

Replacement Teats for Milk Bar products, sold in a 10 pack.
For all Milk Bar products.

SMALL HANGING GRAIN FEEDER



AGRI-8030

Holds enough grain for 1-2 days
For all housing products.

LARGE HANGING GRAIN FEEDER



AGRI-1132

Holds enough calf feed for 3 days.
Mounts onto our wire fence.
For all housing products.

EARLY STARTER BOWL



AGRI-1067

4" bowl for much faster calf starter intake during first 2 weeks.
For all housing products.

HAY FEEDER



AGRI-2052 SL
AGRI-1052 EXL

Hangs on the inside of hutch and includes side access.
For SL & EXL Calf Hutches.

WEATHER COVER



AGRI-4013

Protects feed from the elements.
For all housing products.

DOUBLE FENCE MOUNT BUCKET HOLDER



AGRI-1048D

Fits on all wire fences.

SINGLE FENCE MOUNT BUCKET HOLDER



AGRI-1048S

DOUBLE-SIDED HAY FEEDER



AGRI-7025
AGRI-3040 Drop-In-Go Pen

Galvanized Double-sided Hay Feeder.
For the Drop-In-Go & Flex-Pen Systems.

BUCKET RING



AGRI-6005

For the Starter Pen.

BUCKET



AGRI-1049H

For all housing products.

CALF JACKET



AGRI-5000

With quick release buckles.

INFO STICKERS



AGRI-7026

Comes in rolls of 250. Can be used to ID your calf hutch and calf.
For all housing products.

HOLD DOWN HUTCH ANCHOR



AGRI-2072 HW

Remove pin and drop aircraft cable into place. Cable not included.
For all hutches.

Options for the Drop-In-Go Indoor Pens



Options for the Flex-Pen



Galvanized wall bracket.
For the Flex-Pen System.



Used when the center panel is removed.
For the Flex-Pen System.

Options for the Calf Hutches



For SL & EXL Calf Hutch.



The Storm Door will stay open against the wire fence.
For the SL Calf Hutch.




Protects calves from the elements.
For all SL & EXL Hutches.



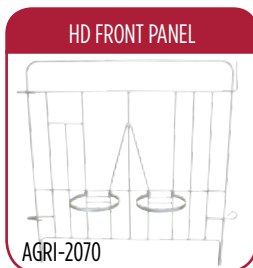
Measures 76" L x 100" W.
For all Flex-Hutches.




Keeps calves inside their hutches.
For all hutches.




Made from 1/4" dia. galvanized steel.
Measures 42" H x 72" D x 48" W
For all hutches.



Includes pail rings.
For all hutches.



For use with the HD Front Panel.
For all hutches.



Includes pail rings.
For Buddy System Group Hutch



For all hutches.



Includes metal bar, neck strap, chain and eye bolts for mounting.
For SL, SSL & EXL Calf Hutches.

4-IN-ONE SUPREME FENCE: PENS ROLL BACK AND FORTH FOR EASY CLEANING



SPECIFICATIONS



SSL Calf Hutch (Spacesaver)

Dimensions

Outside Dimensions

Inside Dimensions

Weight

Includes: Top Vent, Rear 3-In-One Door, and Bottom Airflow Vents.

AGRI-5001

Imperial

61" L x 45.5" W x 47" H

57" L x 41.5" W x 42" H

55 lbs.

Metric

155 cm L x 115.5 cm W x 119 cm H

145 cm L x 105 cm W x 107 cm H

25 kg



Deluxe SL Calf Hutch

Dimensions

Outside Dimensions

Inside Dimensions

Weight

Includes: Side Door, 2 Buckets, Manger, Top Vent, Rear 3-In-One Door, and Bottom Airflow Vents.

AGRI-2016

Imperial

87" L x 49" W x 55" H

79" L x 44.5" W x 50" H

95 lbs.

Metric

221 cm L x 124 cm W x 140 cm H

201 cm L x 113 cm W x 127 cm H

43 kg



Deluxe EXL Calf Hutch

Dimensions

Outside Dimensions

Inside Dimensions

Weight

Includes: Side Door, 2 Buckets, Manger, Top Vent, Rear 3-In-One Door, and Bottom Airflow Vents.

AGRI-1045

Imperial

97.5" L x 62.5" W x 56" H

90.5" L x 56.5" W x 51" H


135 lbs.

Metric

248 cm L x 159 cm W x 142 cm H

230 cm L x 144 cm W x 130 cm H

61 kg



SSL Calf Hutch Rancher System

Dimensions

Outside Dimensions

Inside Dimensions

Fence Dimensions with Hutch

Weight (incl. Fence)

Includes: Top Vent, 3-In-One Rear Door, Bottom Airflow Vents, Outside Feed, 2 Buckets, and a Galvanized Wire Fence.

AGRI-5001RF

Imperial

61" L x 45.5" W x 47" H

57" L x 41.5" W x 42" H

125" L x 48" W

97 lbs.

Metric

155 cm L x 115.5 cm W x 119 cm H

145 cm L x 105 cm W x 107 cm H

317.5cm L x 122cm W

44 kg



SL Calf Hutch Rancher System

Dimensions

Outside Dimensions

Inside Dimensions

Fence Dimensions with Hutch

Weight (incl. Fence)

Includes: Top Vent, 3-In-One Rear Door, Bottom Airflow Vents, Outside Feed, 2 Buckets, and a Galvanized Wire Fence.

AGRI-2016RF

Imperial

87" L x 49" W x 55" H

79" L x 44.5" W x 50" H

150" L x 49" W

134 lbs.

Metric

221 cm L x 124 cm W x 140 cm H

201 cm L x 113 cm W x 127 cm H

381cm L x 124cm W

61 kg



EXL Calf Hutch Rancher System

Dimensions

Outside Dimensions

Inside Dimensions

Fence Dimensions with Hutch

Weight (incl. Fence)

Includes: Top Vent, 3-In-One Rear Door, Bottom Airflow Vents, Outside Feed, 2 Buckets, and a Galvanized Wire Fence.

AGRI-1045RF

Imperial

97.5" L x 62.5" W x 56" H

90.5" L x 56.5" W x 51" H

158" L x 62.5" W

174 lbs.

Metric

248 cm L x 159 cm W x 142 cm H

230 cm L x 144 cm W x 130 cm H

401cm L x 159cm W

79 kg



3-in-1 Triple Unit Flex-Hutch

Dimensions
Outside Dimensions
Inside living area per calf
Weight

AGRI-8001

AGRI-8001B (Includes Bottle Holder)

Imperial	Metric
72" L x 96" W x 52" H	183 cm L x 244 cm W x 132 cm H
68" L x 30" W x 49" H	180 cm L x 76 cm W x 125 cm H
261 lbs.	118 kg



2-in-1 Double Unit Flex-Hutch

Dimensions
Outside Dimensions
Inside living area per calf
Weight

AGRI-8002

AGRI-8002B (Includes Bottle Holder)

Imperial	Metric
72" L x 96" W x 52" H	183 cm L x 244 cm W x 132 cm H
68" L x 46" W x 49" H	180 cm L x 117 cm W x 125 cm H
226 lbs.	103 kg



New Flex-Floor with Removable Feet AGRI-8027

Dimensions
Outside Dimensions
Weight

Imperial	Metric
76" L x 100" W	193 cm L x 254 cm W
120 lbs.	54 kg



Group Hutch

Dimensions
Outside Dimensions
Inside Dimensions
Weight

AGRI-4033

Imperial	Metric
90" L x 106" W x 79" H	229 cm L x 269 cm W x 200 cm H
81" L x 100" W x 75" H	296 cm L x 254 cm W x 191 cm H
250 lbs.	113 kg

Includes: 3-In-One Swing Up Rear Door and Rear Top Rotary Vent.



International Group Hutch

Outside Dimensions
Inside Dimensions
Weight

AGRI-4032

92" L x 98" W x 79" H	234 cm L x 249 cm W x 200 cm H
81.5" L x 92" W x 75" H	207 cm L x 234 cm W x 191 cm H
250 lbs.	113 kg



NEW

Buddy System Group Hutch

Dimensions
Outside Dimensions
Inside Dimensions
Weight

AGRI-4060

Imperial	Metric
90" L x 106" W x 79" H	229 cm L x 269 cm W x 200 cm H
81" L x 100" W x 75" H	296 cm L x 254 cm W x 191 cm H
250 lbs.	113 kg

Includes: 2 6' Side Panels, 1 Double HD Front Panel with 4 Pail Rings and 4 Pails



Rolling Group Feeding Pen / Lift Kit AGRI-4036 (Pen) / AGRI-4034 (Lift Kit)

Dimensions
Outside Dimensions
Weight

Imperial	Metric
96" L x 108" W	243 cm L x 274 cm W
145 lbs.	66 kg

Rolling Pen only. Includes 3 Troughs and Lift Kit.



Transition Pen System / Lift Kit

Dimensions
Outside Dimensions
Weight

AGRI-1033F (Pen) / AGRI-4034 (Lift Kit)

Imperial	Metric
192" L x 108" W	488 cm L x 274 cm W
200 lbs.	91 kg

Pen only. Includes Feed Trough.



XL Transition Pen System / Lift Kit

Dimensions
Outside Dimensions
Weight

AGRI-1034F (Pen) / AGRI-4034 (Lift Kit)

Imperial	Metric
192" L x 138" W	488 cm L x 351 cm W
225 lbs.	102 kg

Pen only. Includes Feed Trough.



**Optional Group
Hutch Lift Kit
AGRI-4034**

SPECIFICATIONS



Starter Pen

Dimensions
Outside Dimensions
Inside Dimensions

AGRI-6000B

AGRI-6000T

Imperial
51.5" L x 40" W x 42.5" H
47" L x 34.5" W x 42" H

Metric
131 cm L x 102 cm W x 108 cm H
120 cm L x 88 cm W x 106 cm H



Elevated Starter Pen

Dimensions
Outside Dimensions
Inside Dimensions
Slatted Floor Outside Dimensions

AGRI-6013B

AGRI-6013T

Imperial
51.5" L x 40" W x 42.5" H
47" L x 34.5" W x 42" H
55" L x 42" W x 9.25" H

Metric
131 cm L x 102 cm W x 108 cm H
120 cm L x 88 cm W x 106 cm H
140 cm L x 106 cm W x 23 cm H



Movable Starter Pen

Dimensions
Outside Dimensions
Inside Dimensions
Slatted Floor Outside Dimensions

AGRI-6014B

AGRI-6014T

Imperial
51.5" L x 40" W x 42.5" H
47" L x 34.5" W x 42" H
55" L x 42" W x 9.25" H

Metric
131 cm L x 102 cm W x 108 cm H
120 cm L x 88 cm W x 106 cm H
140 cm L x 106 cm W x 23 cm H

Flex-Pen System

7' Panel AGRI-7007

Outside Dimensions
Inside Living Area

AGRI-7010B

AGRI-7011T

Imperial
96" L x 48" W x 45" H
82" L x 46" W x 45" H

AGRI-7008WB

AGRI-7008RR

Metric
244 cm L x 122 cm W x 114 cm H
208 cm L x 117 cm W x 114 cm H

6' Panel AGRI-7006

Outside Dimensions
Inside Living Area

84" L x 48" W x 45" H
70" L x 46" W x 45" H

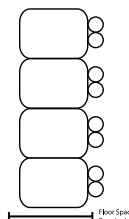

213 cm L x 122 cm W x 114 cm H
178 cm L x 117 cm W x 114 cm H

5' Panel AGRI-7005

Outside Dimensions
Inside Living Area

72" L x 48" W x 45" H
58" L x 46" W x 45" H

183 cm L x 122 cm W x 114 cm H
147 cm L x 117 cm W x 114 cm H



7' Model: 96"/244cm
6' Model: 84"/213cm
5' Model: 72"/183cm

Drop-In-Go Indoor Calf Pen System

7' Panel AGRI-3007

Outside Dimensions
Inside Living Area

AGRI-3003 Front Panel

Imperial
102" L x 50" W x 43" H
84" L x 46" W x 43" H

AGRI-3002 Rear Panel

Metric
259 cm L x 127 cm W x 109 cm H
213 cm L x 117 cm W x 109 cm H

6' Panel AGRI-3006

Outside Dimensions
Inside Living Area

90" L x 50" W x 43" H
72" L x 46" W x 43" H

229 cm L x 127 cm W x 109 cm H
183 cm L x 117 cm W x 109 cm H

5' Panel AGRI-3005

Outside Dimensions
Inside Living Area

78" L x 50" W x 43" H
60" L x 46" W x 43" H

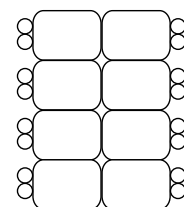
198 cm L x 127 cm W x 109 cm H
152 cm L x 117 cm W x 109 cm H

4' Panel AGRI-3004

Outside Dimensions
Inside Living Area

66" L x 50" W x 43" H
48" L x 46" W x 43" H

168 cm L x 127 cm W x 109 cm H
122 cm L x 117 cm W x 109 cm H



7' Model: 195"/495cm
6' Model: 171"/434cm
5' Model: 147"/373cm
4' Model: 123"/312cm



Drop-In-Go Wire Back Indoor Calf Pen System

7' Panel AGRI-3007WB

Outside Dimensions
Inside Living Area

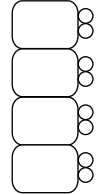
AGRI-3048WB

Imperial

102" L x 50" W x 43" H
84" L x 46" W x 43" H

Metric

259 cm L x 127 cm W x 109 cm H
213 cm L x 117 cm W x 109 cm H



7' Model: 102"/259cm
6' Model: 90"/229cm
5' Model: 78"/198cm
4' Model: 66"/168cm

6' Panel AGRI-3006WB

Outside Dimensions
Inside Living Area

90" L x 50" W x 43" H
72" L x 46" W x 43" H

229 cm L x 127 cm W x 109 cm H
183 cm L x 117 cm W x 109 cm H

5' Panel AGRI-3005WB

Outside Dimensions
Inside Living Area

78" L x 50" W x 43" H
60" L x 46" W x 43" H

198 cm L x 127 cm W x 109 cm H
152 cm L x 117 cm W x 109 cm H

4' Panel AGRI-3004 WB

Outside Dimensions
Inside Living Area

66" L x 50" W x 43" H
48" L x 46" W x 43" H

168 cm L x 127 cm W x 109 cm H
122 cm L x 117 cm W x 109 cm H



Silage Carts

17 Bushel Capacity AGRI-1034

20 Bushel Capacity AGRI-1009

Imperial

63" L x 28" W x 36" H
63" L x 37" W x 38" H

Metric

160 cm L x 71 cm W x 91 cm H
160 cm L x 94 cm W x 97 cm H



Feed Carts

8 Bushel Capacity AGRI-1006

12 Bushel Capacity AGRI-1007

18 Bushel Capacity AGRI-1008

Imperial

46" L x 21.5" W x 36" H
45.5" L x 29" W x 36" H
59.5" L x 27.5" W x 38" H

Metric

117 cm L x 55 cm W x 91 cm H
115.5 cm L x 74 cm W x 91 cm H
151 cm L x 70 cm W x 97 cm H

Swivel and Rear Wheels for all Carts approx. 10" x 3.5" / 25 cm x 9 cm



FootBath AGRI-1005

Imperial

78" L x 32" W x 6" H

Metric

198 cm L x 81 cm W x 15 cm H



BootBath AGRI-1030

Imperial

28" L x 18" W x 4" H

Metric

71 cm L x 46 cm W x 10 cm H



Stock Tanks, Float Cover Lid included

175 Gallon, Round AGRI-1001

200 Gallon, Round AGRI-1002

100 Gallon, Rectangular AGRI-1003

3/4" Float Valve for above Stock Tanks AGRI-1004



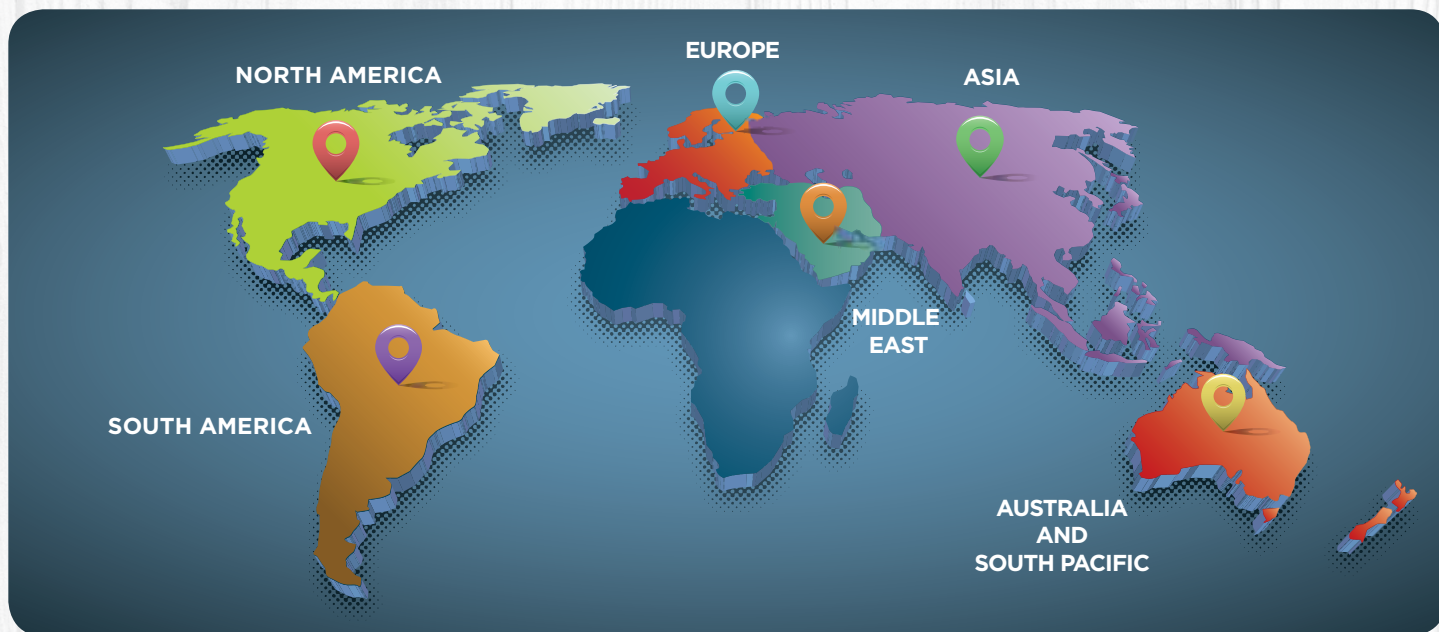
Poly Silo Clean Chute

Twist and Lock Clean Chute AGRI-1014



Agri-Brisket Board 8' length AGRI-3034

OUR REACH IS GLOBAL



Agri-Plastics Manufacturing is owned and operated by third-generation dairymen. It is through hands-on experience that Agri-Plastics develops and tests its products. Agri-Plastics' mission is to offer the best quality products for the farming industry by designing solutions that meet our customers' expectations, while establishing a worldwide reputation for reliability and durability.

USA HEAD OFFICE & MFG. PLANT

Agri-Plastics USA LLC
701 East Elm Street
Sidney, NE 69162
T.F.: 1.888.231.3575
Tel: 1.308.254.1137
Fax: 1.308.254.4527
info@calfhutch.com

NORTH EASTERN USA WAREHOUSE

Agri-Plastics Mfg.
3731 Luker Road
Cortland, NY 13045
T.F.: 1.888.231.3575
Tel: 1.607.591.0103
info@calfhutch.com

CANADIAN HEAD OFFICE & MFG. PLANT

Agri-Plastics Mfg.
7793 Young Street
Grassie, ON
Canada L0R 1M0
T.F.: 1.888.231.3575
Tel: 1.905.945.3116
Fax: 1.905.945.5359
info@calfhutch.com

EUROPE/SOUTH AMERICA CIS/MIDDLE EAST SALES

Agri-Plastics International
Knock na Creva
Athenry Co. Galway
Ireland
Tel: +353 91 844071
intsales@agri-plastics.net

NZ/AUSTRALIA SALES OFFICE

Agri-Plastics Mfg.
21 Snowden Road
Hadlow 4RD
Timaru 7910
New Zealand
Tel: +64 21737474
info@calfhutch.com

AGRI-PLASTICS
The Calf Housing Specialist®

www.calfhutch.com • info@calfhutch.com

